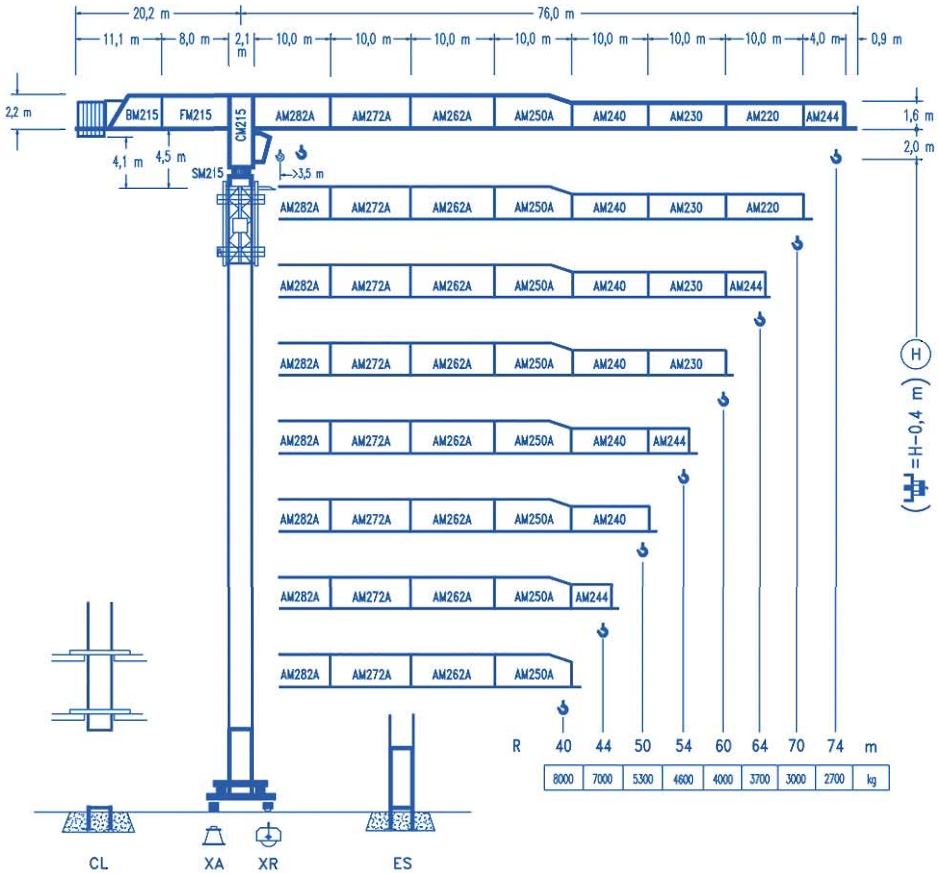




**COMANSA**


**City Lifting**

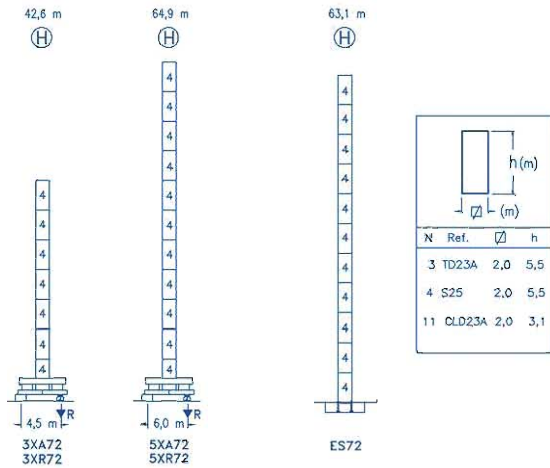
**21 LC 290 18 t**



CE  
DIN 15018 H1 B3

| R     | 18 t  |       |       |      | 18 t |      |      |      |      |      |      |      |      |      |      |    |
|-------|-------|-------|-------|------|------|------|------|------|------|------|------|------|------|------|------|----|
| 74    | 14,3  | 15    | 20    | 25,8 | 25,9 | 30   | 34   | 40   | 44   | 50   | 54   | 60   | 64   | 70   | 74   | m  |
| 18000 | 17005 | 12165 | 9000  | 9000 | 9000 | 7660 | 6660 | 5545 | 4980 | 4300 | 3930 | 3475 | 3220 | 2890 | 2700 | kg |
| 70    | 14,6  | 15    | 20    | 26,4 | 26,7 | 30   | 34   | 40   | 44   | 50   | 54   | 60   | 64   | 70   | 74   | m  |
| 18000 | 17460 | 12500 | 9000  | 9000 | 9000 | 7920 | 6890 | 5745 | 5155 | 4455 | 4075 | 3605 | 3340 | 3000 | kg   |    |
| 64    | 15,7  | 20    | 25    | 28,4 | 29,1 | 34   | 40   | 44   | 50   | 54   | 60   | 64   | 64   | 70   | 74   | m  |
| 18000 | 13585 | 10470 | 9000  | 9000 | 9000 | 7580 | 6325 | 5685 | 4920 | 4505 | 3990 | 3700 | 3700 | 3000 | kg   |    |
| 60    | 15,6  | 20    | 25    | 28,2 | 29,1 | 34   | 40   | 44   | 50   | 54   | 60   | 60   | 60   | 70   | 74   | m  |
| 18000 | 13480 | 10390 | 9000  | 9000 | 9000 | 7585 | 6335 | 5695 | 4930 | 4515 | 4000 | kg   | kg   | kg   | kg   | kg |
| 54    | 15,7  | 20    | 25    | 28,5 | 29,6 | 34   | 40   | 44   | 50   | 54   | 60   | 60   | 60   | 70   | 74   | m  |
| 18000 | 13610 | 10500 | 9000  | 9000 | 9000 | 7725 | 6450 | 5800 | 5020 | 4600 | kg   | kg   | kg   | kg   | kg   | kg |
| 50    | 16,3  | 20    | 25    | 29,7 | 31,0 | 34   | 40   | 44   | 50   | 50   | 60   | 60   | 60   | 70   | 74   | m  |
| 18000 | 14255 | 11010 | 9000  | 9000 | 9000 | 8140 | 6800 | 6115 | 5300 | kg   | kg   | kg   | kg   | kg   | kg   | kg |
| 44    | 18,2  | 20    | 25    | 30   | 33,1 | 35,0 | 40   | 44   | 44   | 50   | 60   | 60   | 60   | 70   | 74   | m  |
| 18000 | 16115 | 12480 | 10100 | 9000 | 9000 | 9000 | 7775 | 7000 | kg   | kg   | kg   | kg   | kg   | kg   | kg   | kg |
| 40    | 18,5  | 20    | 25    | 30   | 33,8 | 35,9 | 40   | 40   | 40   | 50   | 60   | 60   | 60   | 70   | 74   | m  |
| 18000 | 16490 | 12775 | 10345 | 9000 | 9000 | 9000 | 8000 | kg   | kg   | kg   | kg   | kg   | kg   | kg   | kg   | kg |





|                             |                     |
|-----------------------------|---------------------|
| <b>R. máx.</b> In operation | 3XR72 ..... 105,9 t |
|                             | 5XR72 ..... 113,6 t |

|                               |                     |
|-------------------------------|---------------------|
| <b>R. máx.</b> Out of service | 3XR72 ..... 90,3 t  |
|                               | 5XR72 ..... 150,3 t |



**CFU-7.5**

7,5 kW

---

0 ↻ 94 m/min



**GR-12**

3 x 120 Nm

---

0 ↻ 0,7 rpm




**TRA-7.5**

2 x 75 Nm

---

0 ↻ 20 m/min

 \*


**TRA-7.5VC**

2 x 75 Nm

---


0 ↻ 20 m/min

**5XR72**


 620 m

**EFU4-65-45** \*

65 kW



2



4

|                   |                        |
|-------------------|------------------------|
| Operating voltage | 400 V<br>3 ph<br>50 Hz |
|-------------------|------------------------|